

literacy

LAVA



Literacy Lava, the blog log that supports your kids' reading, writing and creating.

As parents, we want what's best for our kids. We want them to be happy and successful at school and in later life. We are eager to give them the very best start we can, often putting their own needs ahead of ours.

But sometimes, deciding what we can do to actually help our children is tricky. Advertising shouts its demands that we buy this or that. Kids must have piano lessons, they need the latest skateboard gear, they will shrivel without an Xbox, iPod, PS3 or some other new screen.

Literacy Lava doesn't promote expensive pastimes or passive entertainment. Those things have a place in many kids' lives. Our focus is on low-cost activities parents can do with kids to promote literacy.

Our hope is that with Literacy Lava, you and your kids will have fun, while building the skills they need to read, write and communicate successfully.

[The Book Chook](#), editor.

Contents

Introduction	1
Contributors	2
Tips for Reading Aloud	3
When Do I Start Reading Aloud?	4
Garden of Reading	5
Bedtime Stories Grow Up	6
Literacy Through Play	7
Putting the Ate into CreAte	8
Reluctant Reader vs Mom	9
Online Extras	10
Activity Page	11

Literacy Lava Issue 1

Literacy Lava

*Life is about having an open book,
an open heart, and an open mind.*

Dawn Morris, [Moms Inspire Learning](#)



Contributors to Literacy Lava

Literacy Lava is licensed under Creative Commons, [Attribution-Noncommercial-No Derivative Works 2.5 Australia](#)

You are free to copy, distribute and transmit the work, as is, with attribution, and without altering it in any way.

This Literacy Lava blog log is brought to you by **The Book Chook and Friends**



The Almost Librarian

[The Almost Librarian blog](#) celebrates and promotes early childhood education, early literacy and family by providing on-line resources, book and music recommendations, and activity ideas for parents, caregivers, librarians and teachers.


Moms Inspire Learning

[Moms Inspire Learning](#) offers simple resources and strategies to inspire lifelong learning. As a parent of two avid readers, I can tell you that the greatest gift you can give to your child is the time you spend reading together. That's why children's books are the main focus of this blog, but I also share information I find concerning healthy families, green products, helpful web sites, and global awareness. Sometimes I write poems, and share music and photos that inspire me. I truly believe that moms can change the world every day, simply by making informed choices. Small steps can make a big difference!




Chatel Village

Visit [Chatel Village](#), the fuzziest site on the net! Cyber-home to author Kim Chatel and her creations. There's fun for kids and parents including recipes, crafts, book and movie reviews, contests and more. Check it out at www.kimchatel.com.




The Reading Tub

[The Reading Tub](#) helps families celebrate reading as a family. Terry Doherty created this nonprofit for literacy to help parents find great books to share with their kids and create the next generation of successful, lifelong readers.



Literacy Launchpad

Amy is an early literacy teacher to both her sweet little man, Isaac, and also to a group of sweet little preschoolers. She's passionate about children's literature, and coming up with creative ways to get children excited about books. She loves to share what she knows, and what she's learning, with other teachers, mothers, and anyone else looking to share [the joys of reading with children!](#)



The Book Chook

[The Book Chook blog](#) shares snippets from the wonderful world and words of kids' literacy and literature. You'll find tips for parents, book and software reviews, ideas for developing reading, writing and communicating skills with children, and the occasional rant! The Book Chook's real name is Susan Stephenson. I am a writer, teacher, reviewer, and editor of Literacy Lava. Find more information about me at [my website](#), or a list of my published writing credits at [Coffs Coast Writers](#).



Tips for Reading Aloud

by Susan Stephenson, Book Chook

Parents who want the best for their kids, read aloud to them every day. Here are some tips to get the most from your story sharing time.

Make sure your child is comfortable, not hungry or thirsty or too tired. A great place for sharing a story is snuggled together in a big armchair. That feeling of love and closeness makes the read-aloud experience even more special.

If I'm reading a print book aloud, I like to hold the book where my child can see the text while he listens, imagines, and gazes at the pictures. I believe this is an important step in pre-reading, helping kids make connections with what they hear and the print they see.

Sometimes children find it difficult to sit still for a story. Encourage them to play quietly while you read, or to move around while you both listen to an audio book.

Whenever you're reading aloud each day - at bed time, or during lunch, or maybe while you're in a waiting room - remember to make the experience fun. Encourage kids to join in whenever there's an opportunity: an animal noise, or a giant stomping about.

If the book is new to you, try to scan it before a read-aloud session. It helps the flow if you know what is coming next. You won't stumble, trying to work out an unusual font or the meter of a rhyme.

I like to use different voices for different characters, and vary my tone. If I'm creeping up to a dark, scary cave, I lower my voice, read slowly and draw out the suspense. If I'm doing dialogue between a mouse and a lion, I vary my voice accordingly. Sometimes I get my voices and characters muddled, but it doesn't matter. Kids usually point it out, we giggle and move on.

It's important to be comfortable and develop your own style of reading aloud. Start reading to babies, they are very accepting, and absorb a lot about language by listening to the rhythm of your words. Check out story times at libraries or schools to get an idea of what works for others.

There are thousands, probably millions of wonderful books for children. Borrow from your local library or buy from markets and stores, but make sure there are many, many books in your home for your child to choose from. Sharing great books daily will give all kids a head start into happiness and success in life, and help their dreams come true.

Photo Credit: <http://www.flickr.com/photos/indiewench/2153697619/>

Toddler Tips

Parents of toddlers have so many opportunities to develop literate kids

1. Surround your child with print
Print means words on flash cards, labels, books for babies and toddlers and all ages, letters, word games, flyers, comics, magnet letters, magazines - you get the picture!
 2. Read aloud at least every day
Reading aloud to your child is one of the most important things you can do as a parent. Sharing stories shapes kids futures.
 3. Let your child see you reading
It's important to be a model for your child. The great thing is, that doesn't mean eating celery and strutting a cakewalk! It means having your child see you read for pleasure and purpose.
 4. Make it a family affair
When everyone joins in family reading, it's more fun and becomes a habit. Take your books on picnics, read to Grandma, make sure Dad gets to share what he's reading too.
 5. Play with words
Sharing the joy of language is such fun. Toddlers love songs and rhymes. Talk to them about everything you see and listen to what they have to say
- Watch out for many more tips in forthcoming issues of Literacy Lava!

The Book Chook

Susan Stephenson is a writer, editor, teacher and reviewer. Her [Book Chook blog](#) has tips for parents about children's literature and literacy.



Some good options for reading aloud with young infants:

- Nursery Rhymes
- Simple board books
- Books with bold, contrasting illustrations
- Books with photographic illustrations especially of babies
- Books with a variety of textures
- Rhymes, finger plays and songs

When Do I Start Reading Aloud?

by Valerie Baartz, [The Almost Librarian](#)

The question of exactly when to begin reading aloud to children surfaces often. At one month old? At one year? When the child is able to sit long enough to

listen? The truth is, you can begin reading to your child beginning on the very first day and can continue every day thereafter. It is never too soon to begin reading aloud and here are several insights why.



Bonding The process of reading out loud with your infant sets the stage for time every day that will involve closeness as well as an opportunity to connect with your baby. It's time to set aside the stress of every day and quietly share a moment.

Language Exposure Infants have the amazing capabilities to learn language at a very fast rate. The more positive language opportunities which infants are exposed to, the more they will learn. Songs, rhymes and other language set to rhythm are soothing and interesting to infants which make nursery rhymes a great choice.

Making Connections From the moment a child is born, he is developing and growing. He is making connections about his world and modifying what he already knows or adding to what he already knows. Reading aloud provides an endless supply of opportunity for your child to make these connections.

Stimulating those Senses All young children learn through doing. Even infants are making sense of their world by observing the outcomes of actions,

repeating or modifying those actions, observing some more and so forth. By engaging in reading, you are offering a lot of sensory input. For example, the visual experience from the illustrations in the book (especially if they are bold and simple), the texture of the book (which can be held, touched, turned, dropped, opened, closed, flipped and chewed), the audio of listening to your voice, your song, and your laughter, and the warmth and touch of being held by a loving parent.

Developing a Sense of Story By reading aloud from a very early age, babies learn about what a story is. They develop a sense that books are valuable and important. Babies will know that time spent with books is time spent with you and that this is enjoyable. They will eventually learn that books tell stories and that books have a beginning and end. They also start observing that books contain print and pictures and that these things go together to tell a story. These are all pre-reading skills.


While all of this sounds well and good, you are quite certain that your one-month-old cannot see the illustrations and that your six-month-old only wants to chew on the book and that your twelve-month-old will not sit patiently through one board book. This is quite likely true. But do not let this discourage or deter you. Your main focus should be on time spent together and offering books and stories. Take cues from your child and keep on trying. You will find that one day soon your young child will be lovingly begging you to read one more book and these habits will have all been started from the very beginning.

Simple Rhymes for your Treasury

Round and round the garden
Like a teddy bear
One step, two step
Tickle you under there



Away up high in the apple tree
Two red apples smiled at me
I shook the tree
as hard as I could
And down came the apples,
ummmm they were good



Beep beep goes the car
Beep beep goes the truck
Beep beep goes the bus
But what about the duck?
(He goes quack quack!)

*Good morning to you
Good morning to you
Good morning dear (baby's name)
Good morning to you*

Garden of Reading Tips for Parents of Independent Readers

Visit your public library on a regular basis.

Help your child to seek out appropriate books and magazines.

Figure out which subjects, authors, and genres of books are most appealing to her. Make sure you find some books for yourself while you're there!

Encourage your child to share favorite books with friends.

Independent readers will be more apt to try out different kinds of books if they're recommended by their peers. Children can plant the seeds of reading too, by passing along great books.

Read with, or in the same room as, your child on a regular basis.

Even if your child does not want you to read with him, it can still be a wonderful family activity! If you model a love of reading, chances are that your child will follow your lead.

Ask your child about his or her favorite books.

Even if you haven't read them yourself, you can ask what it is about a certain book or author that she likes. You might even learn something about yourself, your child, and the world along the way!

Help your child to make personal and real world connections to books.

Your child may identify with a certain book character, plot, or setting of a book. Talking about different people, places, events, and cultures that are brought up in books paves the way for some great discussions and critical thinking.

Would you like even more reading tips and strategies? Try [Top 10 Ways to Raise an Avid Reader](#)



Garden of Reading

by Dawn Morris, [Moms Inspire Learning](#)

I always wanted to have a garden. We've experimented with potted tomatoes, herbs and strawberries, but it's not the same as having a real garden in the ground. I can still remember my grandmother tending to hers. The tomatoes were indescribably delicious. There's nothing like a homegrown tomato.

Few of us have the time or space to maintain a large garden, at least where I live. When you think about it, though, all parents grow gardens right inside their own homes. Babies start from "seeds," and we start nurturing them before they're even born. Like seeds in the ground, embryos in the womb need to have the right nutrients to flourish.

Newborn babies are like seedlings that have just sprouted up from the ground. Seedlings will not thrive without water, sunlight, nutrients, and air. Babies will not grow without these basic needs either, but they also need love. They feel loved when their parents speak, play, and cuddle with them.

As toddlers grow into preschoolers, they learn a lot from what we say and what we read to them. The more we speak and read with enthusiasm, the more they will thrive. If we get down on the floor to play with our young children, or put them on our laps for a read aloud, we are helping them to learn so much about themselves and the world. In the process, parents are not only planting the "seeds" of learning, but are also helping their children to develop the "roots" they will need to become independent readers.

What a great feeling it is when a child does start to read independently! It's like seeing our first flowers or fruits and vegetables in a garden. We are so proud of the end result, but does that mean we should put our "tools" away? Parents still need to share a love of reading and learning with their older children, just like gardeners need to continue watering their plants. If we do not want our children's love of reading to "wilt," we must continue to nurture their love of books.

To me, books are as essential to people as water and air are to all living things. The more you surround yourself and your children with them, the more nourishment you'll all get. There are appropriate books out there for everyone, even the most reluctant of readers. So, please help your child to find a really great piece of literature today. The right book can make a really big difference in your child's life!

Photo Credit: <http://www.flickr.com/photos/plant-trees/3407046788/>

[Moms Inspire Learning Blog](#)
[Children's Books and Other Resources and Strategies to Inspire Lifelong Learning, Reading, and Leading.](#)



Bedtime Stories Grow Up:

Ways to Keep Reading with Older Kids

by Terry Doherty, [The Reading Tub](#)

When our kids are young, reading with them – especially at bedtime – seems to come to us naturally. As they move toward becoming independent readers, our tendency is to read to them less and encourage them to read more. Shelving more picture books doesn't mean that your special reading time has to end ... chapter books open lots of other doors for sharing stories and your love of books.



Terry's Tips

- **Take turns reading**
Use those early (dialogue-heavy) chapter books like scripts in a play.
- **Offer a broad literary diet** Mix in some of your favorites with the books your kids love. Let them enjoy the series book they're hooked on today, but offer other great books, too.
- **Read what they're reading** The best way to find out what interests your child is to read the stories they pick out for themselves. Bigger books can lead to bigger discussions (and lots of memories).

Share a Story, 2010



My daughter (7-and-a-half) has the auditory equivalent of a photographic memory. She plays with words and morphs them into new things the way other kids play with molding clay and action figures. She has an "ear" for accents and dialects, and she is quick to mimic them after hearing just a few lines. Whether we're standing in line to buy groceries or sitting in a restaurant, Catherine is always ready to pick up new material.

When we read, each character must have their own voice. If it's a squirrel, we need the "tut-tut-tut" and squeaks. If it is a handsome prince, nothing short of a proper British accent will do. As a first grader, Catherine is reading a lot more on her own. As a result, we have expanded our reading diet. There are still plenty of picture books, but we've blended in chapter books, too. That has created more opportunity to create a reader's theater, where she takes a part and we take a part (or two or three). Easy readers -- particularly chapter books -- rely heavily on dialogue to build the story and move events along.

They also create wonderful opportunities to share the reading and maintain the bonding time we had with bedtime stories not so long ago. Even without picture books, we can prolong the fun of creating silly voices and adding drama. Except now, the language can be (shall we say) more colorful. The words that Catherine used to hear are now right there in front of her - in black and white and spelled correctly. It is one thing for a four-year-old to say "poopie face," and be corrected. On the other side, it is much harder to keep that parental demeanor and not giggle about unmentionables when you're reading a book than when you were listening to your child in the other room! It's in print, and mom is laughing about it ... Oh, boy! The character I'm playing/reading says it, so it must be Okay!

Some - but not all - of the most popular books for new and transitional readers are filled with pranks, pratfalls, and low-brow humor. There is a part of me that revels in the fact that my daughter is excited about reading and these books keep her coming back for more. These are the books that make for fun read-alouds (think *The Three Stooges*). There is also a part of me that cringes. I feel like we're traveling once again through toddlerhood and preschool days ... reviewing all the lessons of what is and isn't appropriate. I recently wrote [A Question of Character](#), expressing the thoughts of my dilemma. The conversation that came from that article raised an excellent point ... through books we meet all kinds of characters. Some we like. Some we don't. But the more people we meet, the more we'll learn about ourselves and how we want to engage the world.

So, here's what I've decided: for as long as we can, I want to enjoy sharing books with my daughter ... even the ones that may not be my taste. We'll keep creating different voices and bringing characters to life. We'll talk about the people and stories just as we would if they were real people or events that happened on the playground. We will laugh together and someday probably cry together. And hopefully one day (but not too soon), we'll swap books and have our own book club ... just like we did when she was little.

Some Simple, Playful Literacy Activities

1. Make up your own funny rhymes and songs
2. Help your child create their own books
3. Read the directions aloud when learning a new game or assembling a new toy
4. Point to the words on game boards and playing cards as you read them
5. Play with letter puzzles, letter blocks, letter magnets, letter stamps, etc
6. Make-up stories (even while just playing house, dolls, cars, ponies, etc.)
7. Introduce and define new words as you play
8. Don't forget puppets, rhyming games and finger plays!

Literacy Launchpad

Creative ways to get children excited about books!



Literacy Through Play

by Amy Watson, of [Literacy Launchpad](#)

In all my years of teaching and working with preschoolers, I have noticed more and more parents advocating for, or inquiring about, more “work” and less play both in the classroom and in their own homes. They want their children to be getting as much of a head start as possible, and seeing, or doing, things like worksheets and phonics kits seem to be the evidence they desire when it comes to giving their children this head start.

What these parents have forgotten (or perhaps never known) is that play is how children learn and get that head start that we desire for them. Under the guidance and supervision of a caring and committed teacher or parent, as well as on their own, play is the best vehicle for little ones to learn.

When it comes to early literacy, some of the major skills a child needs to be prepared to be a successful reader are as follows: phonological awareness (knowledge of the individual sounds that make up words); letter knowledge; print awareness; vocabulary; comprehension/story structure knowledge; and - most importantly, in my opinion - motivation (the desire to read).

It's not necessary to sit your child or student down in front of a workbook to teach these literacy skills. In fact, doing so will often severely cripple the one skill that's often considered most important - motivation. A child has to enjoy doing something in order for them to be motivated to do it more. If we teach children that reading is all about sitting in front of boring worksheets or flash cards, they may learn to read, but they will likely not want to read, and consequently will only read when it's required of them.


We need to be demonstrating to children the joys that reading brings. The best way to do this is by simply reading with children! It really is that easy. Reading together is also the best way to instill the above mentioned literacy skills in children. Of course, most children are not content to sit all day and listen to stories (though some might be). So how can we teach children these skills while they play? You might be surprised to find out that you probably already are!

While you play, talk about everything you're doing and playing. Try to be as engaged and interactive with your children or students as possible. I know this is not always possible, or not always convenient. I can sympathize with that! One thing I try to do is set aside at least one chunk of my day every day to be fully attentive and engaged with my son as we play. I turn off the T.V. I leave my laptop closed, and I give him my undivided attention.

During this devoted playtime, I might bring out a more advanced toy and help my son play with it. Or, I might plan a special activity like art, puppets, or a game; something a little different from what he usually gets to play with, and something that stretches his brain a bit and gets those gears turning. Be careful not to choose an activity or toy that's so difficult that it frustrates your child. Remember, you're playing, having fun! If your child is not enjoying the game, try moving onto something else.

Literacy learning isn't limited only to reading time. See the sidebar for game and activity ideas for encouraging literacy learning through play.

Literacy Lava



Here's a thought! Print a copy of Literacy Lava for a friend, or donate one to your local library.



Putting the Ate into CreAte

***Book Chook** tips for reading, writing and creating with food.*

by Susan Stephenson



*The key to building a literacy-rich home, is to incorporate reading, writing and talking into everyday life. One thing most families share is meals. Here are some **Book Chook** tips for turning meals into food for little learners' minds.*

Doing some baking? Help children read a recipe by converting it to large print. If you're using a cook book, often the same recipe can be found online, and then it's just a matter of copy/paste/enlarge font, and print. Why not start a recipe collection of all the cooking you do together.

If you have time, you and your young child can make a rebus recipe. Find little pictures in magazines, search for appropriate clip art, or use crayons to draw certain ingredients. Replace words in your recipe with the pictures you've found.

Lots of families have labels on kitchen furniture and appliances to help young readers. A great game is to mix them up and try to match them correctly again. Have fun with hamming up your confusion and calling on Miss Reader for help.

Make doubles of your kitchen labels and play a memory or concentration game after dinner. Playing Snap with them is fun too. Talking about the labels helps kids with word recognition.

Lots of grains and dried beans make good craft materials. Write your child's name onto a large sheet of paper, and let him trace over it with coloured glue, then cover the glue with rice or beans.

Creating a menu is lots of fun and is only limited by your time and imagination. Older children might like to design a digital menu on the computer, using a paint program for decoration.

Make interesting creatures from carrot sticks, cheese, and fruit slices. Kids can write a description of their creature, and read it aloud to Mum or Dad.

Photo credit: <http://www.flickr.com/photos/qwrty/176034574/>

Reluctant Reader vs. Despondent Mom

by Kim Chatel, [Chatel Village](#)

My daughter, Genna, is a reluctant reader. There I said it. Is there a twelve-step program for us poor parents who have somehow raised a child who hates books? I feel like I should confess my sins or perform a cleansing ritual. Genna's aversion to reading still boggles my mind. Books were her favorite toys when she was a toddler. Before she could read, she had many of her picture books memorized. She still loves it when I read to her aloud, but considers reading to herself about as much fun as cleaning her room.

For years, I blamed myself. How could an avid reader and author have a child who hates to read? It's like the football coach who's kid doesn't like sports. Even more frustrating was that her reading skills were good. She just didn't like it. I felt like a failure. What's a parent to do?

First, I stopped blaming myself. I didn't get upset, after all, when she quit soccer (even though it's my favorite sport). She has her own interests, like music (which has never been my strong suit) and gymnastics (the balance beam still gives me the heebie-jeebies). She may never be a book-lover like me, or she may grow into it. The important thing is that she will go at her own pace.

That bit of self-exploration taken into account, reading is still one of the most important skills a child needs to do well in school. Books have so much competition: sports, TV, computers, music, video games, homework, extracurricular activities. Genna would rather be doing any of those than exploring the written word. She'd rather be having a tooth pulled than reading. So yes, I force her to read. I bribe her. Sometimes I punish her by taking away TV privileges if reading isn't done. I was reluctant to take these measures, worrying they would give reading a negative connotation. But reading is already a chore for her and nothing I do will make her spontaneously like it. The best I can hope for now, is that she will be a decent reader and learn to love it. So along with the cajoling, nagging and bribing I've found a few other tricks that help with reluctant readers.

And Then What Happened?

Genna's favorite imagination game is to continue a bedtime story after we close the book. This is a great game for young readers and those who struggle over every written word. At the end of the story, ask the simple question, "And then what happened?" At first, Genna had no idea how to envision Cinderella after the royal ball. She liked the game mostly because it allowed her to stay up a bit longer. Now she already has her continuation ready when we finish the book.

This game takes practice. Don't be discouraged if you ask "And then what happened?" and your child shrugs and says "I don't know." Make up your own story to show her how it's done. If she still struggles, prompt her with questions, giving a choice of outcomes. "What happened to the fairy godmother?" "Did she go to work for the tooth fairy?" "Did she become the wicked witch of the west?" The sillier the better. Your child will remember this game not only as fun time spent with Mom or Dad, but as a time when you listened to what she had to say. Soon she will be eager to get to the end of the book to tell you her version of the story.



Book Reviews

"Genna's enthusiasm for reading has improved this semester. I believe her online book reviews have boosted her confidence."

This was a note on Genna's report card last year after she started reviewing books for an online magazine. When her first review appeared, she brought it to class for show-and-tell. The attention from her peers, teachers and online commentators, made her shine. Two years later, she still reviews books. Sometimes I need to coax a review out of her. Other times she finds a book she loves and it comes naturally. Either way, reviewing is a great way for kids to feel connected to reading. Even very young children can review with a parent's help.

It's important to set up some guidelines before agreeing to review. For instance, Genna and I decided that she would not post bad reviews. If she didn't like a book, we would politely decline from reviewing it. Second, Genna agreed to a timeline for writing a review. She has up to a week after finishing a book to complete a review. And for safety reasons, all correspondence goes through me. With those simple rules, she has enjoyed her new career as a reviewer. Even when it seems like a chore, she eagerly awaits her next book.

You can read Genna's reviews at the Library in [Chatel Village](#).

Here are some sites where kids can review books:

<http://readerviewskids.com>

<http://flamingnet.com>

<http://www.spaghettibookclub.org>

<http://www.bookreviewsbykids.com>

Reluctant readers come in many shapes. There is the child who struggles over every word he reads and the child who reads well, but thinks of reading as a chore rather than a past time. Then there is the child who doesn't think much about reading at all in her busy life. No matter what kind of reluctant reader you have, it's important not to give up. If nothing else, read aloud to your child as often as possible. TV and movies are wonderful, but they can never compete with the emotion and depth of characters found in books. Some nights, Genna will look at me with big sad eyes and ask "Do I have to read tonight?" as if I'm forcing her to take cod liver oil. Once in a while I let her watch an extra half hour of TV, but more often, I say "How about you read for fifteen minutes and then I'll read to you." She's never reluctant for that deal.

online extras

Here are eight great resources that might be just the thing to help your family's reading, writing and creating needs.



read

1

Online fun story for emerging readers - [Roy: Tale of a Singing Zebra](#).

2

Looking to find a new children's book? Try these themed [book lists](#) from Scholastic.

3

Read directions for doing all sorts of things at [Instructables](#). Fun for the whole family.

write

4

Use these great [story starters](#) from Children's Book Week to spark some writing.

5

Write a family story about your holiday photos and make them into a slideshow at [PhotoPeach](#).

create

6

[Make your own hero](#). Tell or write a story about your hero's adventures.

7

[Create your own poster](#) with images and text at Notaland.

8

[Ideas and templates](#) for making bookmarks.

Literacy Lava

~Our Philosophy~

We encourage our children to be involved in activities that support their literacy.

We read to our children every day, because it is one of the very best things we can do for them.

We talk with, read with, sing to, dance with, love and respect our children.

We help our children learn to read so they can read to learn.

We create a rich and varied literacy environment for our children.

We let our children catch us reading, writing and creating in our everyday lives, so they can see it is both natural and fun.

We believe that stories encourage dreams, and reading helps kids make their dreams come true.

Want more *Literacy Lava*? Please let us know by leaving a comment on the blog where you downloaded it. Or communicate directly with the editor via [The Book Chook blog](#). We'd love to discover what you liked, and want to see more of.



Share a Story - Shape a Future is a blog event celebrating literacy. Check out the [Share a Story blog](#) for more information and great resources.

Literacy Lava Activity Page



Rainy Day Scavenger Hunt

*Have Mum use a stopwatch to see how long it takes you to find all these things.
Can you beat your own time?*

Some money with the number 10 on it	Something that looks like a hand	Your favourite book
Something you loved when you were younger	A round fruit	Something with eyes
A knock-knock joke	Something that makes you giggle	Soap
Something yummy	The word, "book"	A funny hat
A book that starts with the same letter as your name	A red pen	Something that reminds you of your grandmother
Anything shorter than your thumb	A poem	The alphabet written backwards

Literacy Lava

This Literacy Lava Activity Page was created by Susan Stephenson, the Book Chook. Like all of the Literacy Lava blog log, it is able to be freely copied, distributed and transmitted, as is, with attribution, and without altering it in any way. Literacy Lava is licensed under Creative Commons, [Attribution-Noncommercial-No Derivative Works 2.5 Australia](https://creativecommons.org/licenses/by-nc-nd/2.5/au/)